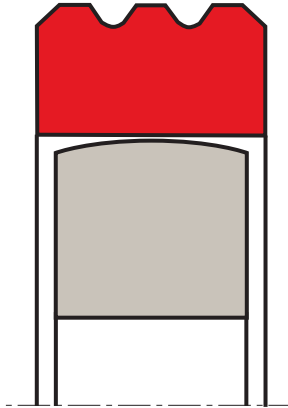


## roto slide seal R10-FS

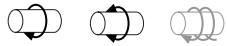
## seal spec



### description

as profile R10-F, but with a profile ring energizer instead of the o-ring. for heavy duty applications and non standard housings.

### application



*not bolded symbols; please consult our technical for application limitations*

### category of profile

machined only.

### double acting rotary seal

#### area of application: hydraulics & pneumatics

the R10-FS is the preferably used as a double acting rotary seal for hydraulic and pneumatic equipment in sectors such as:

- rotary distributors
- high pressure valve stems
- manipulators
- pivoting motors in mobile hydraulic and machine tools
- hydraulic motors

excavators, grippers, rotary joints.

hydraulic rotary transmission leadthrough, sealing of swivelling and rotating shafts and rods

### function

the R10-FS is a double acting seal which can be implemented with double-sided or reciprocal pressure admission. it is for outside sealing and is often used in a twin configuration. the seal face is particularly designed for use at high pressure and low speed. the peripheral grooves in the dynamic seal face provide for the formation of a lubricant depot. this results in decreased friction and good emergency running properties.

### advantages

double-acting piston seal for pivoting motions in hydraulic systems; for standardised housing according to ISO 7425/1; preferably for usage in hydraulic joints and rotary joints.

- short
- highly resistant to hydraulic fluids
- low friction, free of stick-slip

### media

hydraulic oils, lubricating oils and other mineral oil based fluids, water, water and oil emulsion.

**operating parameters & material**

diameter range: up to 600 mm

material		temperature	max. pressure <sup>1</sup>
sealing element	energizer		
s-mart PTFE glass	s-mart NBR	-30 °C ... +100 °C	350 bar (35 MPa)
s-mart PTFE glass	s-mart FKM	-20 °C ... +200 °C	350 bar (35 MPa)
s-mart PTFE bronze	s-mart NBR	-30 °C ... +100 °C	350 bar (35 MPa)
s-mart PTFE bronze	s-mart FKM	-20 °C ... +200 °C	350 bar (35 MPa)
s-mart PTFE carbon	s-mart NBR	-30 °C ... +100 °C	350 bar (35 MPa)
s-mart PTFE carbon	s-mart FKM	-20 °C ... +200 °C	350 bar (35 MPa)
s-mart UHMWPE	s-mart NBR	-30 °C ... +80 °C	350 bar (35 MPa)

the stated operation conditions represent general indications. it is recommended not to use all maximum values simultaneously. surface speed limits apply only to the presence of adequate lubrication film.

<sup>1</sup> pressure ratings are dependent on the size of the extrusion gap.

**surface quality**

surface roughness	Rtmax (µm)	Ra (µm)
sliding surface	≤3	≤0,3
bottom of groove	≤10	≤1,8
groove face	≤16	≤3

**tolerance recommendation**

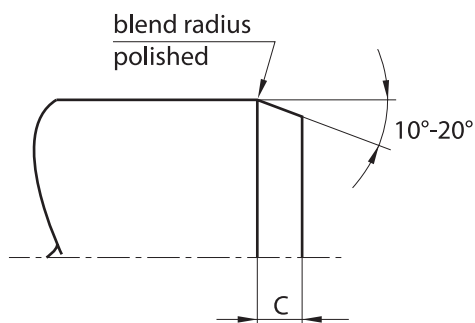
seal housing tolerances	
Ød	f7
ØD	H8

**lead-in chamfers**

in order to avoid damage during installation, lead-in chamfers and rounded edges must be provided on the housing (figures below). if this is not possible for design reasons, a separate installation tool is recommended.

the minimum length of the lead-in chamfer depends on the profile size of the seal and can be seen from the following tables. if concentricity between the parts is not ensured during installation the lead-in chamfers must be increased correspondingly.

for the surface quality of the lead-in chamfer, the same recommendations apply as given for the sealing surfaces in standard housing dimensions.

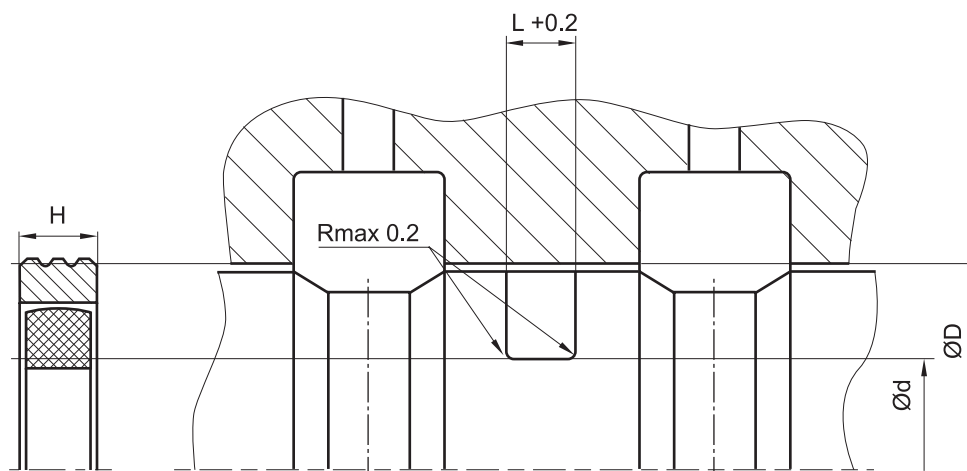
**installation**

with small diameters, the seal requires split housing. with larger diameters, closed housing can be planned. subsequent calibration is recommended



# **seal & housing recommendations**

*please note that we are able to produce those profiles to your specific need or any non standard housing. for detail measurements, please see seal-mart catalog...*



*don't hesitate to contact our technical department for further information or for special requirements (temperature, speed etc.), so that suitable materials and/or designs can be recommended.*